

A large, vibrant splash of multi-colored liquid (yellow, green, blue, purple, red) is the central visual element of the slide. The splash is dynamic and energetic, with various colors blending and splashing against a white background. The colors include bright yellow, lime green, royal blue, magenta, and red, creating a visually striking effect.

IG PETROCHEMICALS LIMITED

Q1 FY19 Result Presentation – August 2018

- ❑ About Us
- ❑ Our Journey
- ❑ Vision 2025
- ❑ Key Competitive Strengths
- ❑ Location Advantage
- ❑ Large Customer Base
- ❑ Ongoing Expansion
- ❑ Industry Overview
- ❑ Financial Highlights
- ❑ CSR Activities



About Us



India's Largest Phthalic Anhydride (PAN) manufacturer and one of the Leaders across the Globe

PAN is a downstream product of Orthoxylene (OX) a basic Petrochemical

PAN is a versatile intermediate in organic chemistry for production of Plasticizers, Unsaturated Polyester Resins, Alkyd Resins, Paints & CPC Pigments

Plants are engineered with modern technologies and are designed on the low energy based processes
Steam generated from the production process used for Company's captive power requirements

Usage of PAN is increasing in new generation products where R & D is ongoing

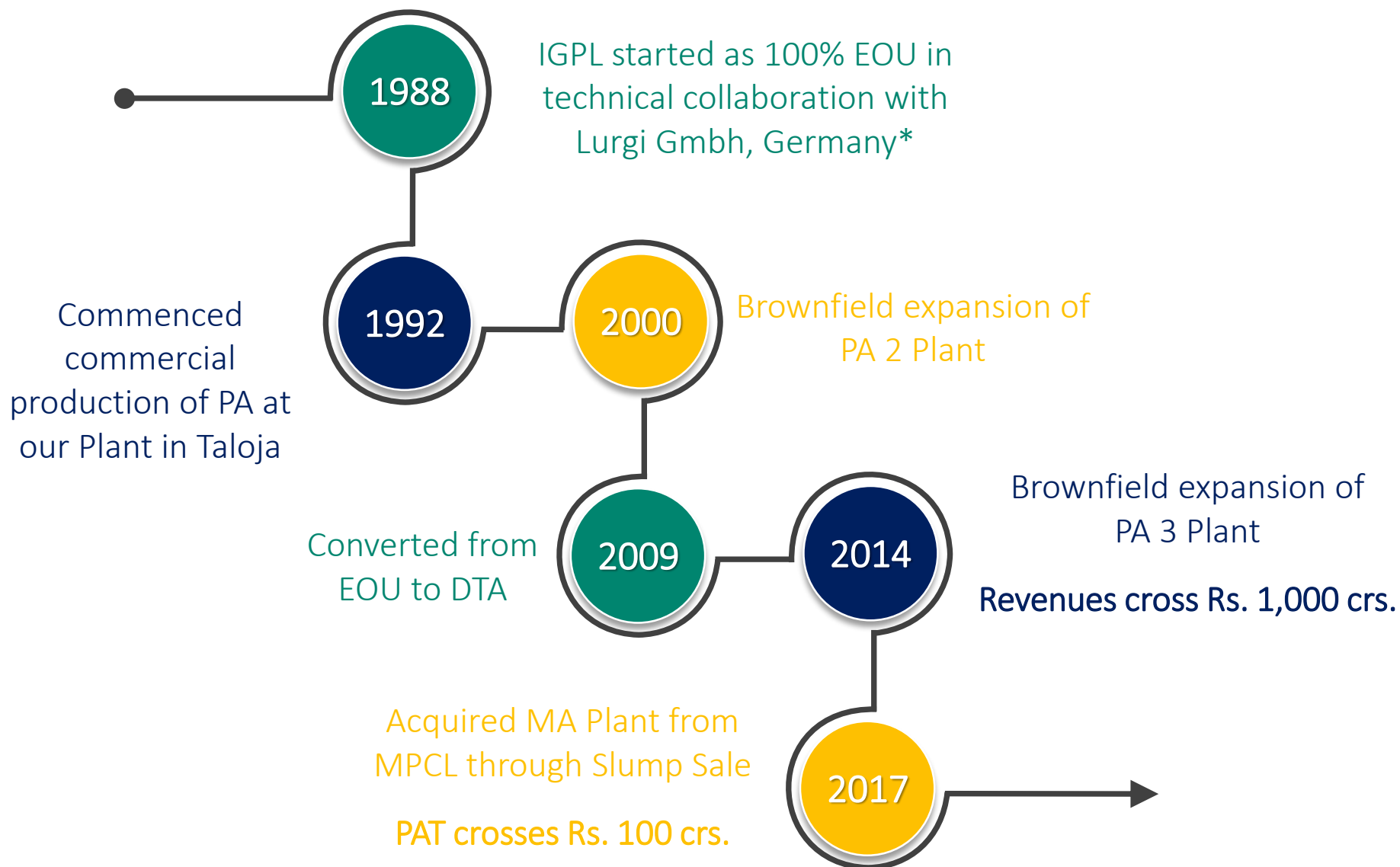
We are an environmentally responsible Company

IGPL produces Maleic Anhydride through wash water generated out of the production process of PAN.
Maleic Anhydride is used in agro and food businesses

IGPL also manufactures Benzoic Acid (BA) as a by product



Our Journey...



* For an initial period of 10 years



“ To be the Largest Manufacturer of Phthalic Anhydride in the World ”

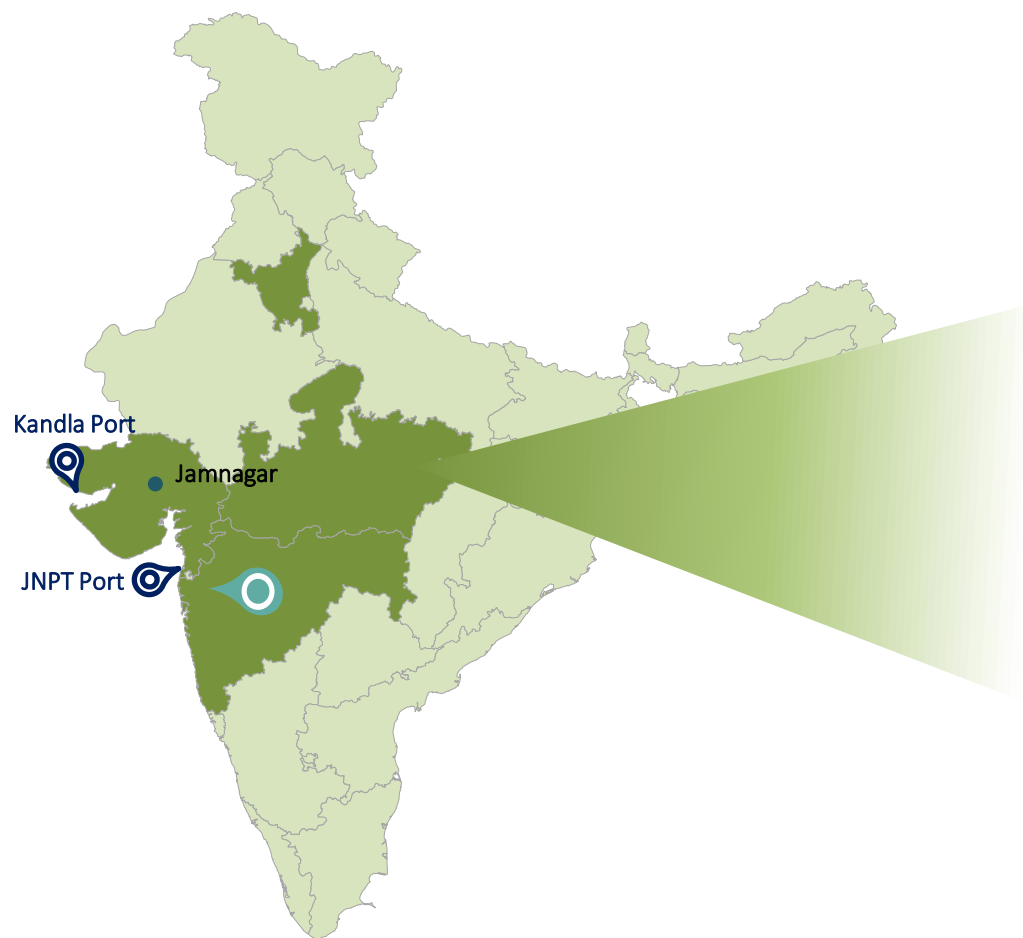


Key Competitive Strengths





Location Advantage



Majority of domestic sales is within Western India

Proximity to One of the Largest Ports in India

Enjoys the advantage of being in close proximity to ports for exports, chemical belt in western India where majority of downstream industries are located including procurement of Orthoxylene

 IGPL Plant at MIDC - Talaja, Maharashtra

 Chemical Belt in Western India



Large Customer Base



Sales Breakup

Export Sales, 17%



Domestic Sales, 83%



Ongoing Expansion



Phthalic Anhydride (PA 4)

Post expansion IGPL will be one amongst the top three PAN manufacturers in the world

With capacities of PAN increasing, there would also be increase in manufacturing capacities of MA and BA



ORGANIC EXPANSION (PA 4)

DOWNSTREAM EXPANSION



Downstream Expansion into
Specialty Plasticizers

Expansion to come on-stream in 2019

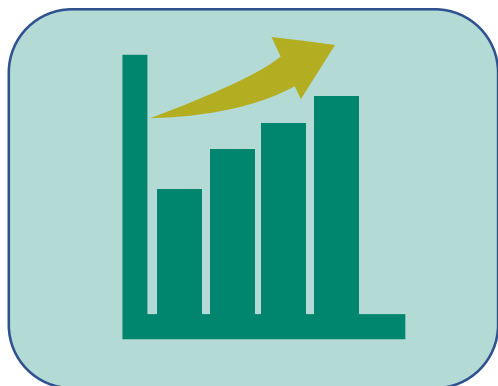


Industry Overview



INDIAN MARKET SIZE

Phthalic Anhydride is ~3,75,000 MTPA
Maleic Anhydride (MA) is ~60,000 MTPA



INDUSTRY GROWTH

PA to grow domestically 5% - 6% annually, backed by the thrust on Infrastructure and GDP growth
MA also expected to grow 6% - 7% in the next few years

INFRASTRUCTURE DEVELOPMENT

Highest Budget by the government for Infrastructure Development at Rs. 3.96 lakh crores

UNIQUE POSITION for IGPL

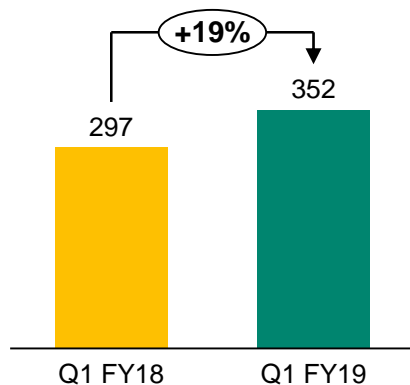
The Company is uniquely positioned to partake in the industry growth



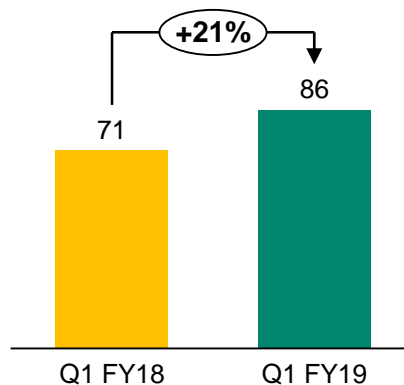
Financial Highlights – Q1 FY19



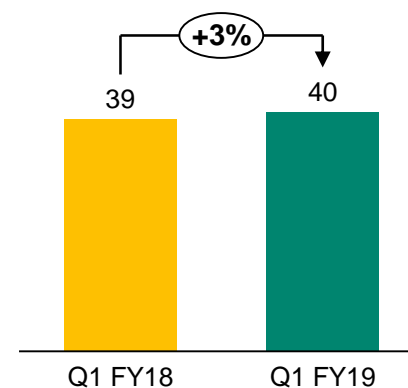
Revenue (Rs. Crores) ^



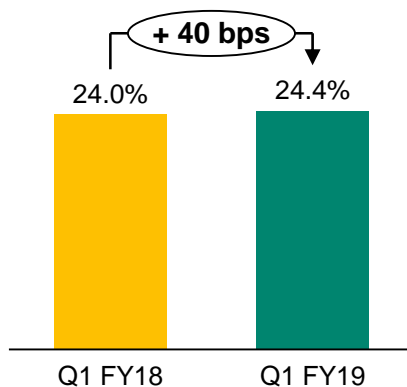
EBITDA (Rs. Crores) ^



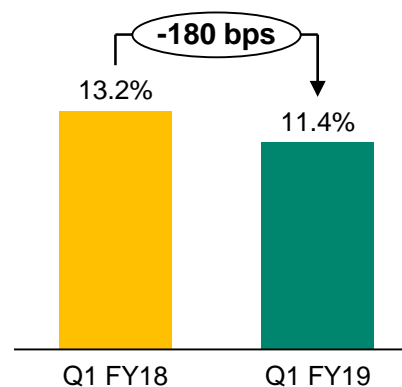
PAT (Rs. Crores) *



EBITDA (%)



PAT (%) *



* PAT includes one time exceptional loss of Rs. 9.50 crores which is a write-off of the value of investments in JV by its subsidiary IGPL (FZE)

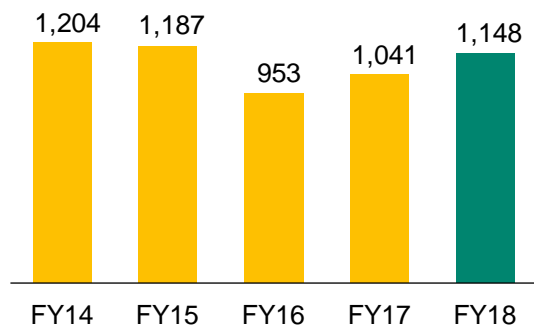
^ Includes Other Income



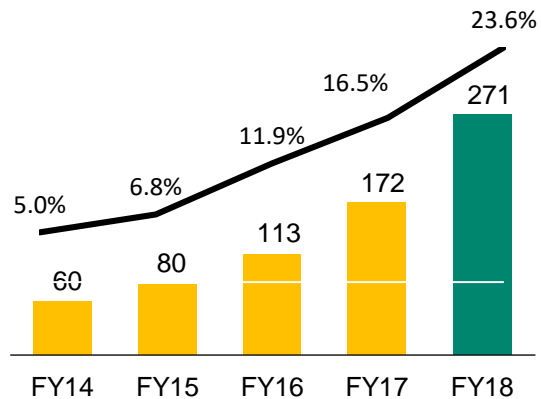
Financial Highlights



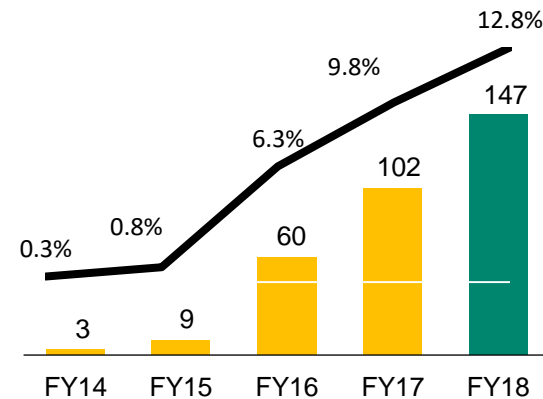
Revenue (Rs. Crores)#



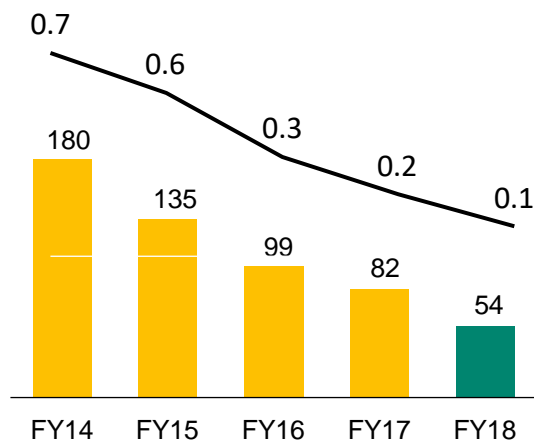
EBITDA (Rs. Crores) and Margin %



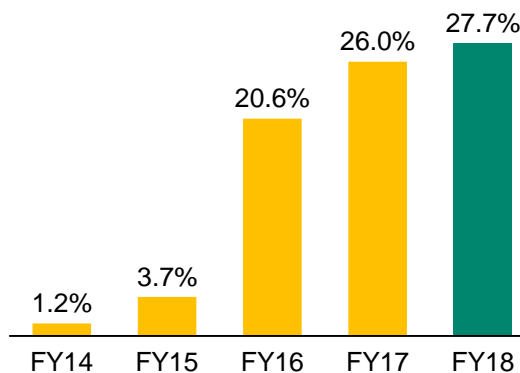
PAT (Rs. Crores) and Margin %



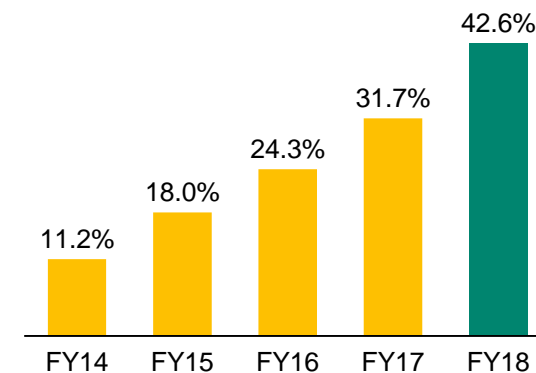
Net Debt (Rs. Lakhs) & Net Debt / Equity



ROE %



ROCE %





Profit & Loss Statement – Q1 FY19



Particulars (Rs. Crores)*	Q1 FY19	Q1 FY18	Y-o-Y	FY18
Revenue from Operations^	352	297	19%	1,148
Total Raw Material	226	189		728
Employee Expenses	16	12		56
Other Expenses	24	24		94
EBITDA^	86	71	21%	271
EBITDA Margin (%)	24.4%	24.0%		23.6%
Depreciation	6	6		26
EBIT	80	65	22%	246
EBIT Margin (%)	22.7%	22.0%		21.4%
Finance Cost	2	5		15
Exceptional Loss	10	0		0
Profit before Tax	68	60	13%	231
Tax	28	21		84
Profit After Tax	40	39	3%	147
PAT Margin (%)	11.4%	13.2%		12.8%

PAT includes one time exceptional loss of Rs. 9.50 crores which is a write-off of the value of investments in JV by its subsidiary IGPL (FZE)

* Standalone

^ Includes Other Income



Balance Sheet - March 2018



Particulars (Rs. Crores)*	Mar-18	Mar-17
Equity		
Equity Share Capital	31	31
Other Equity	497	362
Total Equity	528	393
Non Current Liabilities		
Financial Liabilities		
Borrowings	29	60
Other Liabilities	38	0
Provisions	3	2
Deferred Tax Liabilities (Net)	36	2
Total Non Current Liabilities	106	64
Current Liabilities		
Financial Liabilities		
Borrowings	0	2
Trade Payables	150	171
Other Financial Liabilities	29	20
Other Current Liabilities	13	8
Provisions	1	1
Total Current Liabilities	193	202
Total Equity and Liabilities	827	659

Particulars (Rs. Crores)*	Mar-18	Mar-17
Non Current assets		
Property, Plant and Equipment	401	324
Capital Work-In-Progress	26	11
Goodwill	2	0
Other Intangible Assets	0	0
Intangible Assets under development	1	0
Financial Assets		
Investments	49	19
Loans	1	0
Other Financial Assets	3	2
Non Current Tax Assets	7	1
Other Non Current Assets	23	13
Total Non Current Assets	513	370
Current Assets		
Inventories	94	97
Financial Assets		
Investments	40	0
Trade Receivables	139	150
Cash and Cash Equivalents	5	5
Other Bank Balances	17	25
Loans	1	0
Other Financial Assets	1	2
Current Tax Assets	17	10
Total Current Assets	314	289
Total Assets	827	659

The Financial Results have been prepared in accordance with the Indian Accounting Standards (Ind AS)

* Standalone



- ☐ Construction of a school in Vrindavan for providing education to the underprivileged children
- ☐ Educating the poor, annadhanam (feeding of poor), free /concessional health care to the needy apart from other charitable activities
- ☐ Sustainability of environment viz. transplantation of trees, water conservation projects, environment protection awareness campaign titled 'Say no to plastic', mobile toilet etc.
- ☐ Contribution to Charitable Trust and Community organisation i.e. old age homes, Blind Organization of India, etc.



This presentation has been prepared by and is the sole responsibility of I G Petrochemicals Limited (the “Company”). By accessing this presentation, you are agreeing to be bound by the trailing restrictions.

This presentation does not constitute or form part of any offer or invitation or inducement to sell or issue, or any solicitation of any offer or recommendation to purchase or subscribe for, any securities of the Company, nor shall it or any part of it or the fact of its distribution form the basis of, or be relied on in connection with, any contract or commitment thereof. In particular, this presentation is not intended to be a prospectus or offer document under the applicable laws of any jurisdiction, including India. No representation or warranty, express or implied, is made as to, and no reliance should be placed on, the fairness, accuracy, completeness or correctness of the information or opinions contained in this presentation. Such information and opinions are in all events not current after the date of this presentation. There is no obligation to update, modify or amend this communication or to otherwise notify the recipient if information, opinion, projection, forecast or estimate set forth herein, changes or subsequently becomes inaccurate.

Certain statements contained in this presentation that are not statements of historical fact constitute “forward-looking statements.” You can generally identify forward-looking statements by terminology such as “aim”, “anticipate”, “believe”, “continue”, “could”, “estimate”, “expect”, “intend”, “may”, “objective”, “goal”, “plan”, “potential”, “project”, “pursue”, “shall”, “should”, “will”, “would”, or other words or phrases of similar import. These forward-looking statements involve known and unknown risks, uncertainties, assumptions and other factors that may cause the Company’s actual results, performance or achievements to be materially different from any future results, performance or achievements expressed or implied by such forward-looking statements or other projections. Important factors that could cause actual results, performance or achievements to differ materially include, among others: (a) our ability to successfully implement our strategy, (b) our growth and expansion plans, (c) changes in regulatory norms applicable to the Company, (d) technological changes, (e) investment income, (f) cash flow projections, and (g) other risks.

This presentation is for general information purposes only, without regard to any specific objectives, financial situations or informational needs of any particular person. The Company may alter, modify or otherwise change in any manner the content of this presentation, without obligation to notify any person of such change or changes.

For further information, please contact

Company :

I G Petrochemicals Ltd

CIN: L51496GA1988PLC000915

Mr. R . Chandrasekaran - CFO

rchandra@igpetro.com

www.igpetro.com

Investor Relations Advisors :

Strategic Growth Advisors Pvt. Ltd.

CIN: U74140MH2010PTC204285

Mr. Deven Dhruva / Ms. Neha Shroff

deven.dhruva@sgapl.net / neha.shroff@sgapl.net

+91 9833373300 / +91 7738073466

www.sgapl.net